

AC-23-DH Downhole Accelerometer

Features

- Full Scale ± 2 g (options down to ± 0.1 g)
- Bandwidth 0.1 Hz to 100 Hz
- Dynamic range > 125 dB
- Excellent temperature stability
- Strong-Motion, Free field and Industrial applications
- No field adjustment required
- Strong mechanical design
- Fits in 3 inch casing



Outline

The AC-23-DH sensor package is a triaxial accelerometer designed for borehole applications regarding Strong Motion earthquake survey and monitoring.

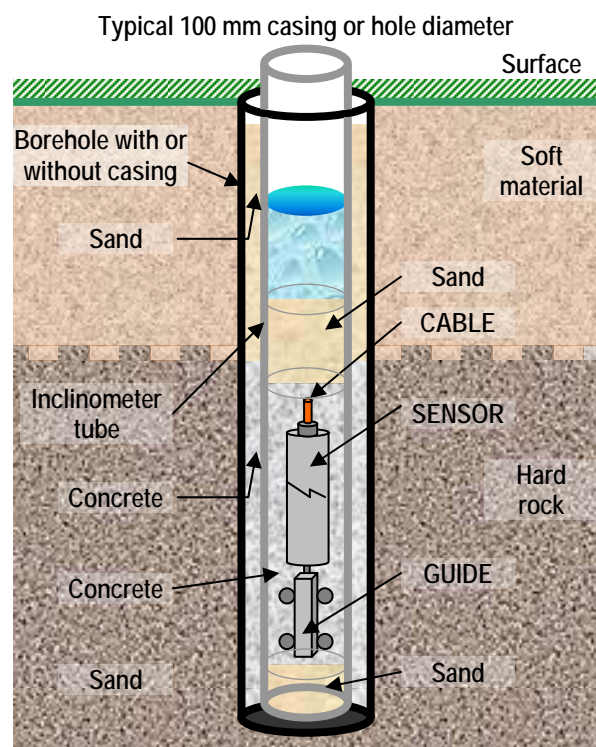
The AC-2x-DH sensors are servo-accelerometers based on a standard exploration geophone mass-spring system with electronic feedback. This type of sensor gives a very good stability versus temperature or aging because of the very simple principle.

The sensor does not require maintenance and has very low aging drift. With the help of the TEST LINE the sensor can be easily, completely tested.

The family of AC-2x-DH accelerometer is directly compatible with the GeoSIG recorders.

The downhole casing contains the entire sensor system. The sensor is connected through Overvoltage Protection stage to the recorder at the surface with a cable.

Using inclinometer tubes and the provided guiding wheels, the sensor can be oriented before insertion in the tube.



Specifications AC-23-DH Downhole Accelerometer

General Characteristics

Application: Strong Motion earthquake survey, Industrial applications requiring high sensitivity.

Configurations:

	Triaxial	Biaxial	Uniaxial	Axes	Alignment**
AC-23:	■			X - Y - Z	H - H - V
AC-22-H:		■		X - Y	H - H
AC-22-V:			■	X (or Y) - Z	H - V
AC-21-H:				X (or Y)	H
AC-21-V:				Z	V

** H: Horizontal, V: Vertical

Full Scale Range: Factory configurable to: $\pm 0.1, \pm 0.2, \pm 0.5, \pm 1, \text{ or } \pm 2 \text{ g}$ for $\pm 10 \text{ V}$ diff at output

Sensor Element

Type: Servo-accelerometer based on geophones with feedback

Dynamic Range: $>125 \text{ dB}$ effective at $\pm 2 \text{ g}$ full scale

Linearity: $\pm 0.25 \%$ of full scale maximum

Accuracy: $\pm 0.4 \text{ dB}$ max over the bandwidth

Cross Axis Sensitivity: $\pm 1 \%$ typical
 $\pm 3 \%$ maximum

Bandwidth: 0.1 Hz (1 pole) to 100 Hz (1 pole)
optional 200 Hz

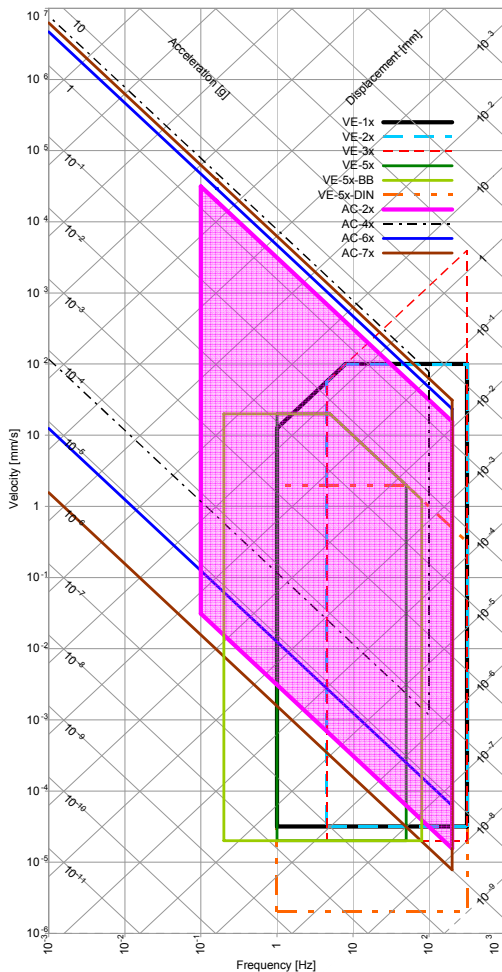
Damping: 0.7 critical

Offset Drift: $< 1 \text{ mV}^\circ\text{C}$

Span drift: $< 200 \text{ ppm}^\circ\text{C}$

Full Scale output: $0 \pm 10 \text{ V}$ differential (20 Vpp)

Measuring Range: See Plot



Interface

Power supply voltage: 12 VDC regulated (10 to 15 V)

Consumption: 40 mA @ 12 V

Connector: Metallic, Shielded, IP67, 12 pins, male mounted at end of cable.

Mating: Other connectors on request.

Overvoltage Protection: Binder / Coninvers type RC

All pins are protected

Connector Pin Configuration

Pin 1-2, 3-4, 5-6: Signal output for axis X, Y, Z

Pin 7-8: Test input, Digital test-pulse (0 / 12 V)

Pin 9-10: +12 VDC Power Supply

Pin 11-12: Auxiliary input (unused)

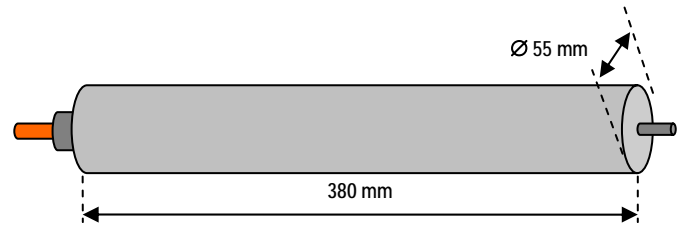
Case: Shielded Ground

Environment/Housing

Housing Type: Aluminium cylinder, fully sealed

Housing Size: Diameter 55 mm, length 380 mm

Weight: 3.5 kg



Index of Protection: IP 68, up to 5 bars water pressure

Temperature Range: -20 to $70 \text{ }^\circ\text{C}$ (operating)
 -40 to $90 \text{ }^\circ\text{C}$ (non-operating)

Humidity: 0 to 100 %

Orientation: Using 3" inclinometer casing (Figure 1) with included guidewheels (Figure 2).

Standard AC-23-DH

Full scale $\pm 2 \text{ g}$, recorder mating connector and user manual on CD. Borehole cable length to be defined.

Optional Accessories

DH-TUBE: 3" inclinometer casing as in figure 1 in sections of 3 meters with coupling elements.

Installation kit: All required tools and fixation consumables for up to 100 meters of casing.

DH-BALL: Glass Balls for settlement of downhole sensor (25 kg bag)

Ordering Information

Specify: Type of AC-2x-DH, acceleration full scale, depth of borehole and total cable length.



Figure 1



Figure 2